



Who We Are

Formed in 1906, the District is on the traditional territory of the Coast Salish Nations of Musqueam, Tsleil-Waututh and Squamish. The District is the fourth largest district in BC, with approximately 25,000 students (K-12) and over 4,000 dedicated employees. The District operates 41 elementary schools and 8 secondary schools, including a

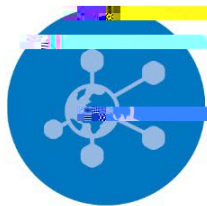
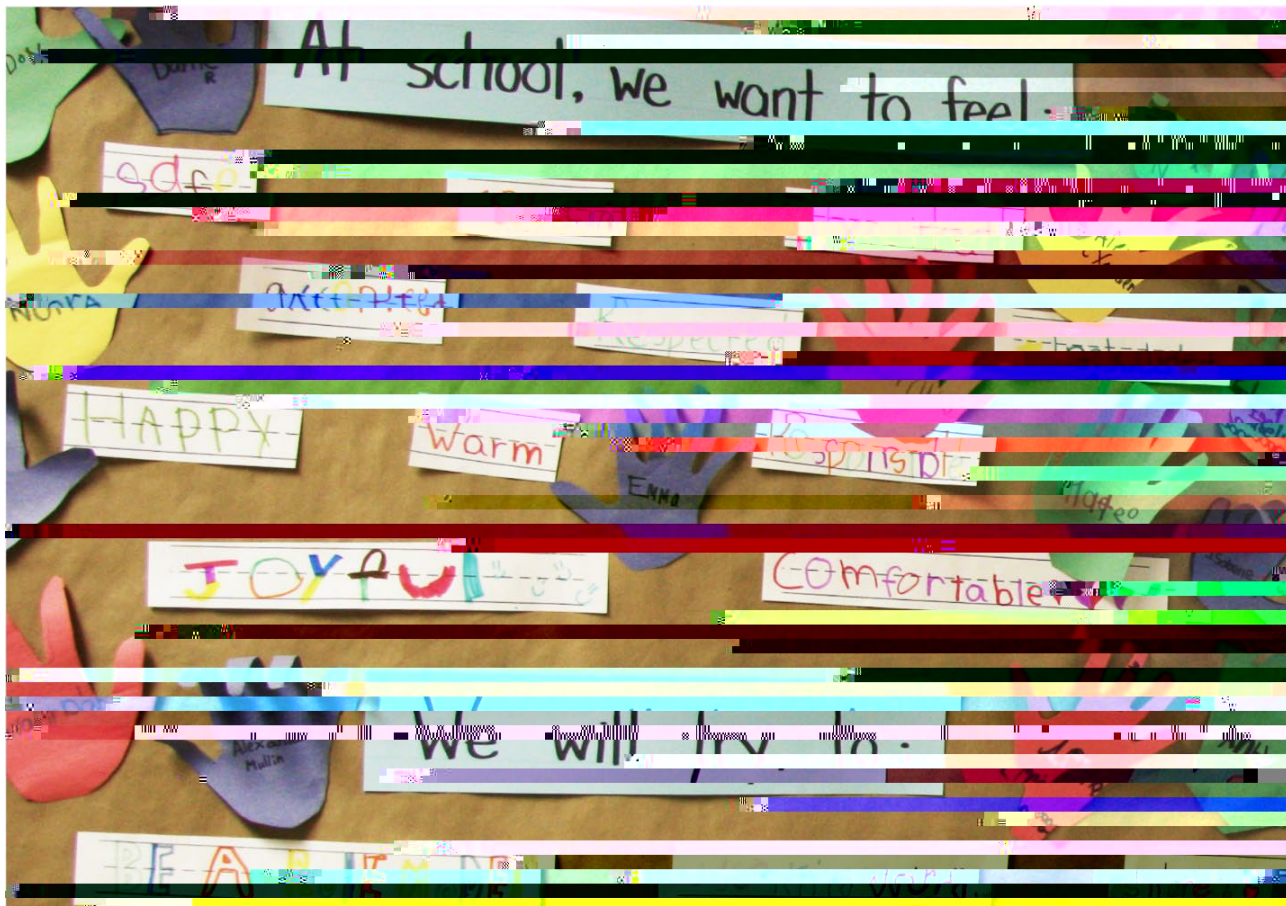
2023/24 Budget Timeline

The District’s annual budget process takes place in the month of April, which includes consultation with partner groups and the public. Prior to initiating the annual budget process, an update is made to the previous year’s annual budget through the amended budget which is approved by the Board of Education at its regular meeting at the end of February. The amended budget is an update on the budget during the year and considers actual enrolment and other known changes at that time. The amended budget process also includes consultation with partner groups and the public. The annual budget is informed by the previous year’s amended budget. After careful consideration of the feedback received, the process concludes with the final budget approved by the Board at its regular Board meeting at the end of the April.

2023-2024 Budget Calendar

Date	Topic	Audience
April 4, 2023	2023/2024 Annual Budget Presentation and Gather Input	Burnaby Leadership Team
April 11, 2023	2023/2024 Annual Budget	Partner Groups
	2023/2024 Annual Budget	District Parent Advisory Council (DPAC)/ District Student Advisory Council (DSAC)
April 12, 2023	2023/2024 Annual Budget	Public
April 18, 2023		

Our Vision and Core Values



Our Vision

A premier learning community where we engage and innovate to inspire global citizenship.



Our Mission

To engage and support a caring, inclusive community of learners for the opportunities of today and tomorrow.

Equity, Access, Inclusion

Our schools are for everyone. We recognize that barriers exist and seek to identify and remove them. We encourage our learners to speak honestly, and we uphold the rights of all individuals in our community.

Values

We value and respect everyone's contributions.

Our schools.

2023/24 Status Quo Budget

The development of the 2023/24 Status Quo Budget required the District to make several assumptions related to the provincial budget and local factors. The following strategic risks are highlighted to provide additional context.

Strategic Risks

1. A continued increase in student enrolment resulting in additional school facility capacity challenges.
2. As a result of continued local enrolment growth, a further decrease in capacity available to register international students.
3. As result of federal policy changes, increases in immigration potentially leading to additional pressures on English Language Learning programs.
4. Inflationary pressures resulting in added costs for supplies and services.

Budget Assumptions

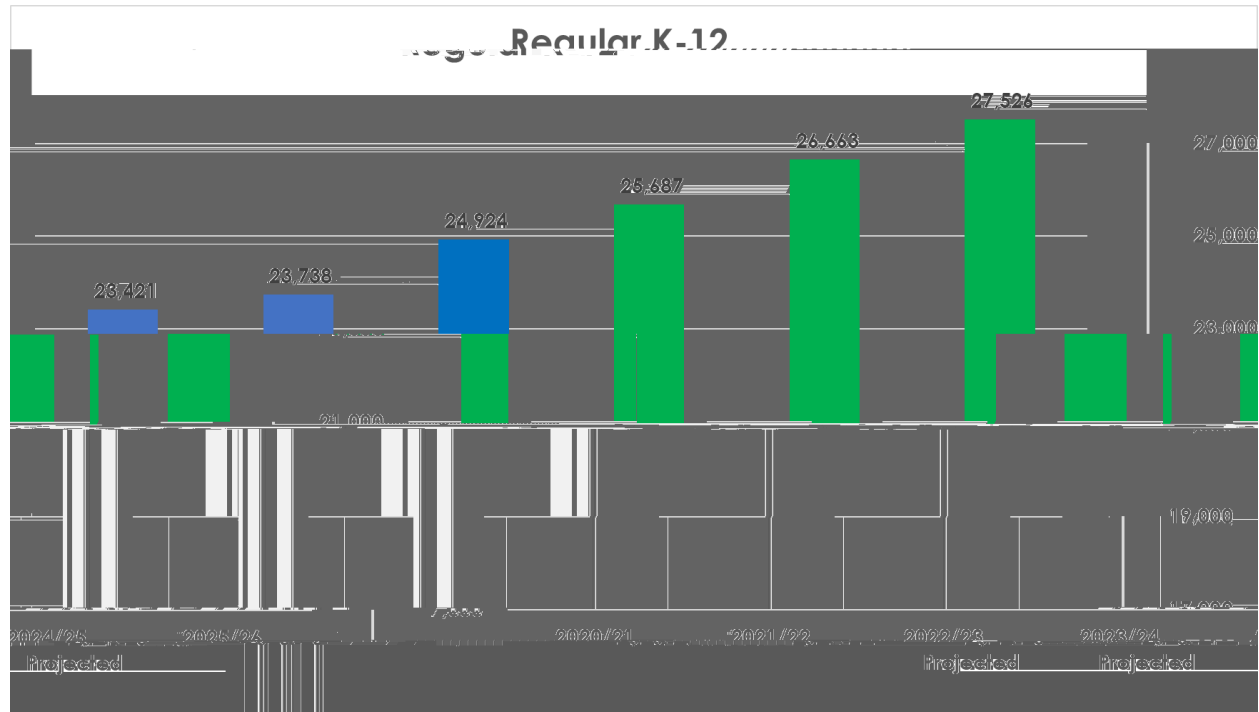
Enrolment
Rapid enrolment growth in regular school-age students will continue
International Education Student enrolment will decline due to school capacity
Continued growth in enrolment of students with disabilities and diverse abilities
Continued significant growth in ELL student enrolment
Revenues
Provincial government will fund total provincial enrolment including any growth
Funding allocation model will not change for 2023/24 school year
Labour Settlement funding to be rolled in the Ministry Operating Grant
Investment income will be slightly higher than 2022/23 due to higher interest rates
Salaries and Benefits
Wage settlements for BTA, CUPE, Exempt / PVP will be fully funded
BTA 5.5% annual increase and \$800,000 for salary increments
CUPE 5.5% increase July 1, 2023, 2% July 1, 2024
Exempt / PVP 5% annual increase
Benefits Rate Changes - CPP 4.4%, EI 2.0%, WCB 2.0%, Teacher Pension 0.0%, Municipal Pension 0.0%, Health 5.5%, Dental 5.7%
Services and Supplies
General inflation applies to utility costs only and other services and supplies remain constant
Inflationary increases to contractual services that are up for renewal

Enrolment

The Burnaby School District is funded primarily through an operating grant received from the Ministry. The operating grant is based on student enrolment which is compiled through a data collection process in September, February, May and July. The District receives a fixed amount per full-time equivalent student (FTE). The School District also receives supplementary grants for students who are identified as having unique needs and for other demographic and unique geographical factors.

District staffing levels are driven directly by student enrolment. Since salaries and benefits make up approximately 90 percent of District expenses, reliable enrolment data is essential for financial planning. Each year the School District completes an analysis of historical enrolment and student retention trends, reviews population data and new municipal development approvals to develop an estimate of elementary and secondary student FTE for the ensuing three budget years.

In 2022/23 regular K-12 enrolment increased significantly by five percent with the addition of 1,186 new FTE students. This upward trend is expected to continue with an estimated growth of over ten percent over the next 3 years.



Similar to regular K-12, enrolment in students with Disabilities and Diverse Abilities and English Language Learners (ELL) are expected to continue to increase through the 2025/2026 school year with increases of 15

International education has not rebounded back to the historical high enrolment of 1,480 students pre-pandemic. Enrolment increased gradually in 2022/23 with 1,140 students. However, for the next three years we are projecting a

2023/24 Operating Grant Allocation Formula Overview

Public school districts in BC are primarily funded through an operating grant provided by the Ministry. The formula for the grant is based on student counts across various areas and other district factors as outlined below.



Revenues

The table below summarizes projected revenues in the 2023/24 status quo budget compared to the 2022/23 amended budget:

	2022/23 Amended	2023/24 Status Quo	Variance
MECC Operating Grant	\$ 250,229,768	\$ 282,518,753	\$ 32,288,985
Other MECC Grants	11,585,596	3,158,490	(8,427,106)
Other Provincial Grants	126,500	126,500	-
International Education	20,685,020	15,330,020	(5,355,000)
Continuing Education	1,748,071	2,148,071	400,000
Investment Income	1,425,093	2,309,893	884,800
Rentals & Leases	787,685	787,685	-
Other Fees & Revenues	910,795	910,795	-
Total Grants & Revenue	\$ 287,498,528	\$ 307,290,207	\$ 19,791,679

Variance Analysis

The variance in Ministry Operating Grant is a result of the combination of projected enrolment growth for 2023/24 as well as an increase of \$740 to the Ministry Operating Grant funding allocation system. The 2023/24 allocation rate per student is \$8,625. Funding provided by the Ministry for wage increases for Teachers, CUPE, Principals/Vice-Principals and Exempt staff were provided in the Other MECC Grants in 2022/23 are now funded under MECC Operating Grant for 2023/24. As noted earlier in this report, enrolment in International Education is projected to decrease by more than 26% leading to a reduction in international tuition revenues of \$5.35 million in 2023/24. Higher interest rates, along with plans to increase programming in Continuing Education are expected to provide investment income and tuition revenue in 2023/24.

The table below summarizes the staffing changes needed to maintain class sizes and levels of support for the increased enrolment. The non-enrolling teachers will be funded through the Classroom Enhancement Fund (CEF). The initial announced 2023/2024 funding for the CEF is based on the current year's staffing requirements. As per the regular Ministry process for funding CEF, additional staff will be requested in the Fall with the funding to be confirmed at the December 2023 funding announcement.

Benefits cost increases are due mainly to projected rate increases for statutory and health benefits as well as increases (It)-1 (h b)2 (it)-1 (s)ssincundr23.81 (es)-2 l the otr .e-3 (r2 (C) (io)-52 (t)-1 (r)i(h b)5 (u)-r23.811 (io)-5 (t)9 (o)-5(h t)-1 (he)10 ()JJ-0.003 Tc 06J0 TwL aTfre

Operating Surplus

The table below shows the revenues, expenses and total shortfalls in the 2023/24 status quo budget compared to the 2022/23 amended budget:

	2022/2023 Amended	2023/2024 Status Quo	Variance
Revenues	\$ 287,498,528	\$ 307,290,207	\$ 19,791,679
Salaries	(213,751,665)	(228,756,972)	(15,005,307)
Benefits	(49,302,549)	(53,485,458)	(4,182,909)
Services & Supplies	(26,416,007)	(23,589,263)	2,826,744
Local Capital	(6,577,000)	(5,835,333)	741,667
Surplus / (Deficit)	(8,548,693)	\$ (4,376,819)	\$ 4,171,874

The new Ministry funding allocation for 2023/24 had a positive impact to the overall budget and helped to offset the decreased contribution from the international education program. With the reduction of services and supplies costs and local capital due to one-time costs and costs funded from prior years budgets, the 2023/24 results were \$4.2 million better than 2022/23 Amended budget.

Three Year Budget

Below is a three-year projection of the operating budget. This projection is based on factors that are known to the District at that time and contain assumptions that the District will maintain current service level and programs. Revenues are primarily based on enrolment projections and the Ministry's current funding formula. International Education enrolment for the next 3 years is projected to decrease by over 51% due to the lack of classroom capacity. This translates to a cumulative reduction of \$22.4 million of revenues over the next three years from 2022/23 levels. Expenses are based on maintaining current service levels and inflation applied to benefits and utilities costs. Salary increases for teachers, educational assistants and support staff have been included at 5.5% for 2023/24 and 2% for both 2024/25 and 2025/26. It is assumed the increased salaries are to be funded from Ministry's operating grant. Local Capital expenditures have been increased to include \$2.3 million annually for new portables that are required to accommodate the projected enrollment growth as outlined in the District's Long-Range Facilities Plan. It is anticipated the District will need to add up to an additional 16 new portables. In addition, the continued contributions required to support the Education Technology Plan and Vehicle Replacement Plan are also included.

2022/2023 Q3 Projections

The District closed the 2021/2022 fiscal year with an unrestricted reserve of \$10.9 million of which \$4.94 million was used to balance the 2022/2023 operating budget. This reserve is generated by higher revenues or lower expenses in prior year budgets.

An effort was made to protect resources supporting vulnerable students and mental health as these are supports that will be vital to the classroom as schools recover from the pandemic. **As per the Board Administrative Procedure #3.00 AP Financial Management, decisions on the usage of the unrestricted surplus will be guided by the three-year financial projections and the future financial outlook of the District.**

The additional funding from the Ministry for the increased enrolment helped put the District in a better financial situation and allowed the focus of budget revisions towards alignment of operations versus program reductions. The table below lists the budget revisions made to the 2023/24 budget.

staffing is being increased in the Status Quo budget to support the growth in student enrolment and access to learning resources within school communities. Other staffing revisions to Burnaby Online and Out of School Support programs reflect lower enrolment in these programs as numbers have returned to pre-COVID levels,

Three Year Budget Fund Balance

Along with the budget revisions above, an allocation of prior year surpluses and reserves is required to balance the budget. Below is a table detailing the usage of surpluses and reserves over three years.

	2023/2024 Projected	2024/2025 Projected	2025/2026 Projected
Revenues	\$ 307,290,207	\$ 320,998,439	\$ 328,924,659
Salaries and B41.25 Td[.299 23.322 reWu2 (a)ic)-.25 Td(2804 Tw 26.35 -0 Td()J1-0 Td(0.01 2E.2992817 T			



Special Purpose Fund

The Special Purpose Fund consists of restricted grants and other funding subject to a legislative or contractual restriction on its use. These funds are not available for expenditures in the operating fund. These revenues are deferred until the related expenditures are incurred. The School District projects the following Special Purpose Fund revenues to be received in 2023/2024:

Special Purpose Fund (Continued)

Category	Amount	Discussion
		These funds are used throughout District schools to address individual and improvement needs.
		Additional support to complex learning used specifically for students with additional support to complex learning.
		Strong Start early learning centres or school based education programs for aged birth to five and their parents.
		Eligible RSL events for 3 to 5 year olds and support early Kindergarten.
	\$100,450	Ready, Set, Learn
		Official Languages In Education French programs
	\$299,203	Community LINC
		improve the educational performance of vulnerable students including both academic achievement and social functioning.
	\$227,782	resulting from restoration of class size and
		BC Provincial School for the Deaf is a K-12 school for the deaf or hard of hearing. The secondary program which provides expression, consultation services and
		and Immigration Canada Language Instruction for Newcomers and Citizens (LINIC) program is available in the following areas:
		workers in schools that have high numbers of newcomer students.
	\$2,225,195	Other programs funded through the Special Purpose Fund
	\$5,500,000	Other programs funded through the Special Purpose Fund
	\$394,480	Other programs funded through the Special Purpose Fund
	\$46,455,695	Total

Major Capital Projects